

INCLUDES GOOGLE™ SLIDES

CREATING A VIDEO BOOKTALK

DON'T WANT TO BE THE STAR?

- Use a screenshare instead of showing your face. There are several programs that will allow you to screenshare – try Canva, Zoom, Screencastify, and many others...
- Create your booktalk in PowerPoint and use PowerPoint's RECORD feature (look for "Record" in the middle of the PowerPoint ribbon)
- Talk your way through the PowerPoint off-camera



©MrsReaderPants 2024

CREATE A VIDEO BOOKTALK

HERE'S HOW:

- Pick any book you have read—try to pick a book you really loved.
- Use your phone or tablet to record your video.
- Aim for a video length of 2-4 minutes.
- Be yourself and have fun with it! Feel free to record in interesting locations or to include book-related props/costumes. Recording with friends is also okay, but each person must submit a different booktalk for a different book.
- Post your video on (Google Classroom, library Instagram using #, Padlet, send in email, etc.)

YOUR GRADE:

You will receive include below

HINT: If you

include below

Title

Author

Genre

Publication year

Book cover

Setting

Major themes

Brief summary

Mention two or more major characters

What you liked

What you didn't like

CREATE A VIDEO BOOKTALK

HERE'S HOW:

- Pick any book you have read—try to pick a book you really loved.
- Use your phone or tablet to record your video.
- Aim for a video length of 2-4 minutes.
- Be yourself and have fun with it! Feel free to record in interesting locations or to include book-related props/costumes. Recording with friends is also okay, but each person must submit a different booktalk for a different book.
- Post your video on (Google Classroom, library Instagram using #, Padlet, send in email, etc.)

FEATURED VIDEOS:

Each day, the librarian will select one video of the day to feature on our library's Instagram page. The videos will be selected based on creativity and the inclusion of all or most of the following items:

Title

Author

Genre

Publication year

Book cover

Setting

Major themes

Brief summary

Mention two or more major characters

What you liked

What you didn't like

Who you liked

Who you didn't like

Who you

CREATE A VIDEO BOOKTALK

Peer reading rubric: Watch the video and check off each element as you see or hear it. Feel free to rewatch the video as many times as you need.

Name of videographer: _____

Your name: _____

Title

Author

Genre

Publication year

Book cover

Setting

Major themes

Brief summary

Mention two or more major characters

What you liked

What you didn't like

Who you recommend the book for?

Who you do NOT recommend the book for?

Is the book in our library?

2-4 minutes in length

Number of checks: _____

X 10 points per check = _____

Total grade _____

GRADES
6-9

Presentation & Rubric



THREE FORMATS

WHY CREATE A VIDEO BOOKTALK?

- Video booktalks are a great way to share our favorite books with each other
- Video booktalks help “Rip off that bandage!” when creating videos of ourselves
- Creating videos is easy, even if it may be outside your comfort zone
- We can create a video library
- Let’s get creative!



THE ASSIGNMENT

- Create a video book talk
- Post it to social media for our school
- Use hashtags to help other students find them easily:
 - #ESbooktalk (for elementary titles)
 - #MSbooktalk (middle school titles)
 - #YAbooktalk (YA books)




All text is editable in PowerPoint,
Google Slides, and PDF

STUDENT INTRO PRESENTATION

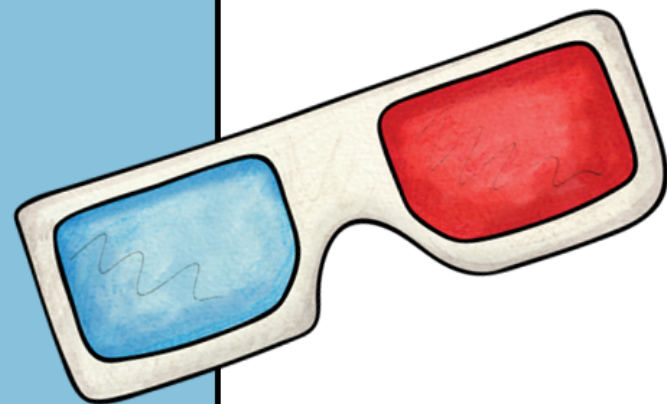
THINGS TO INCLUDE:

- Title
- Author
- Genre
- Publication date
- Setting
- Major themes
- Major characters
- Brief summary
- What you liked



THINGS TO AVOID:

- Distracting backgrounds & props
- No spoilers!
- Overlong or complicated summaries
- Too many character names or plot threads



©MrsReaderParish 2024


9 slides; illustrated; all text editable

EASY-TO-FOLLOW DIRECTIONS

All text is editable

For a grade




CREATE A VIDEO BOOKTALK 

HERE'S HOW:

- Pick any book you have read—try to pick a book you really loved.
- Use your phone or tablet to record your video.
- Aim for a video length of 2-3 minutes.
- Be yourself and have fun with it! Feel free to record in interesting locations or to include book-related props/costumes. Recording with friends is also okay, but each person must submit a different booktalk for a different book.
- Post your video on (Google Classroom, library Instagram using #, Padlet, send in email, etc.)

FEATURED VIDEOS:
Each day, the librarian will select one video of the day to feature on our library's Instagram page. The videos will be selected based on creativity and the inclusion of all or most of the following items:

<input type="checkbox"/> Title	<input type="checkbox"/> Mention two or more major characters
<input type="checkbox"/> Author	<input type="checkbox"/> What you liked
<input type="checkbox"/> Genre	<input type="checkbox"/> What you didn't like
<input type="checkbox"/> Publication year	<input type="checkbox"/> Who you recommend the book for
<input type="checkbox"/> Book cover	<input type="checkbox"/> Who you do not recommend the book for
<input type="checkbox"/> Setting	<input type="checkbox"/> Is the book in our library?
<input type="checkbox"/> Major themes	<input type="checkbox"/> 2-3 minutes in length
<input type="checkbox"/> Brief summary	

Share your videos! #MSbooktalk 

©MrsRuckerPerkins 2024

CREATE A VIDEO BOOKTALK


HERE'S HOW:

- Pick any book you have read—try to pick a book you really loved.
- Use your phone or tablet to record your video.
- Aim for a video length of 2-3 minutes.
- Be yourself and have fun with it! Feel free to record in interesting locations or to include book-related props/costumes. Recording with friends is also okay, but each person must submit a different booktalk for a different book.
- Post your video on (Google Classroom, library Instagram using #, Padlet, send in email, etc.)

YOUR GRADE:
You will receive 10 points for each of the following items you clearly include below, for a maximum of 100 points.

HINT: If you want to make sure you get a 100, include more than 10 of the items.

<input type="checkbox"/> Title	<input type="checkbox"/> What you liked
<input type="checkbox"/> Author	<input type="checkbox"/> What you didn't like
<input type="checkbox"/> Genre	<input type="checkbox"/> Who you recommend the book for
<input type="checkbox"/> Publication year	<input type="checkbox"/> Who you do not recommend the book for
<input type="checkbox"/> Book cover	<input type="checkbox"/> Is the book in our library?
<input type="checkbox"/> Setting	<input type="checkbox"/> 2-3 minutes in length
<input type="checkbox"/> Major themes	
<input type="checkbox"/> Brief summary	
<input type="checkbox"/> Mention two or more major characters	

Share your videos! #MSbooktalk 

©MrsRuckerPerkins 2024

NOT for a grade

PEER-REVIEW RUBRIC

CREATE A VIDEO BOOKTALK



Peer grading rubric: Watch the video and check off each element as you see or hear it. Feel free to rewind or rewatch the video as many times as you need.

Name of videographer: _____

Your name: _____

- Title
- Author
- Genre
- Publication year
- Book cover
- Setting
- Major themes
- Brief summary
- Mention two or more major characters
- What you liked
- What you didn't like
- Who you recommend the book for?
- Who you do NOT recommend the book for?
- Is the book in our library?
- 2-3 minutes in length

Number of checks: _____

X 10 points per check = _____

Total grade _____

Makes grading super-easy!