

INCLUDES GOOGLE™ SLIDES

LIBRARY BOOK RETURN INCENTIVE



GRADES
3-7

Presentation + 5 "Wanted" Posters



HOW IT WORKS


Do you have missing library books that are not checked out to anyone? This is common after inventory.

Enlist your students' help to find them!
Often, they are found around the school.

SOME LIBRARY BOOKS ARE MISSING!

Can you help us find them?


If you find one of the books in
this presentation – even if it
isn't yours – turn it in for a
sweet surprise!



HOW IT WORKS

1. Add cover images of your missing library books to the presentation and the Wanted posters.
2. Hang the Wanted posters in common areas around the school.
3. Play the presentation “Top 10 Places Books Hide,” either on a scrolling loop, or go over orally with classes.
4. Offer a small “sweet treat” to students who find a book that is missing and not checked out to anyone.
5. Sit back and watch those missing books find their way home!
6. Stamp books with a “FOUND!” digital sticker once they are found.

PRESENTATION



Add cover images of books that are missing and not checked out to anyone. These turn up in some wild places! Scroll the presentation on a loop (instructions included) or go over orally with your students.

WANTED POSTERS




Add cover images of missing library books that are not checked out to anyone. Post the posters in common areas around the school. Two of the five posters are editable.

OFFER AN INCENTIVE

DID YOU FIND ONE?

It doesn't have to be your own library book!

If you find a library book, turn it in for a sweet surprise!



When I offered my students a small “sweet treat,” they found so many library books around the school! These were books not checked out to anyone; they were just missing from inventory.

DON'T HAVE POWERPOINT?

NUMBER THREE

In the car. Check under the seats, between the seats, and in the trunk.



(place book

NUMBER NINE

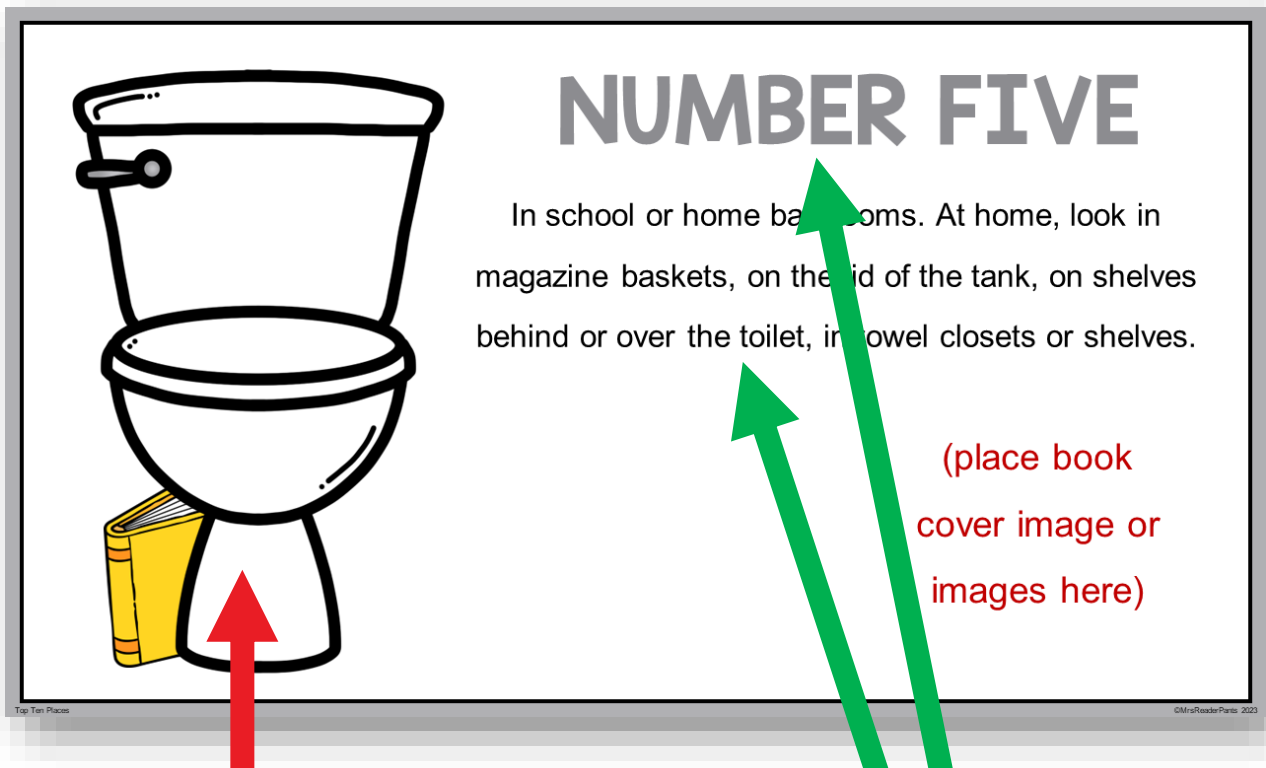
In Lost and Found. It's amazing what you can find in Lost and Found!



(place book
cover image or
images here)

I've also included a Google Slides version!

ALL PRESENTATION TEXT IS EDITABLE



**Not editable
(images)**


**Editable (all text
and headers)**

Artwork has been locked to protect copyright.

MORE END OF THE YEAR

INCLUDES GOOGLE™ SLIDES

SUMMER READING LIBRARY LESSON




BE SURE TO READ!

No matter what your summer plans are, you should make some time to read.


Reading is perfect for lazy days at home, for long car rides, or for days sitting by the pool.

GRADES 2-5

Includes 5 benefits of summer reading



SUMMER READING BOOKTALK TEMPLATE



Insert Booktalk Title Here

Subtitle, date, librarian name, etc.

includes PPT and Google™ Slides version



END OF YEAR PPT TRIVIA GAME



Swimming	Beaches	Sunglasses	Flip Flops	Camp
\$100	\$100	\$100	\$100	\$100
\$200	\$200	\$200	\$200	\$200
\$300	\$300	\$300	\$300	\$300
\$400	\$400	\$400	\$400	\$400
\$500	\$500	\$500	\$500	\$500

GRADES 5-8

GREAT FOR CLASS PARTIES!



INCLUDES GOOGLE™ SLIDES

LIBRARY STORYTIME



HOW TO MAKE S'MORES

S'mores are a popular camping treat! To make them, you will need...

marshmallows chocolate bar graham crackers

GRADES K-3

"Summer Camping"

