



SUMMER CAMPING

LESSON & ACTIVITIES

GRADES K-3

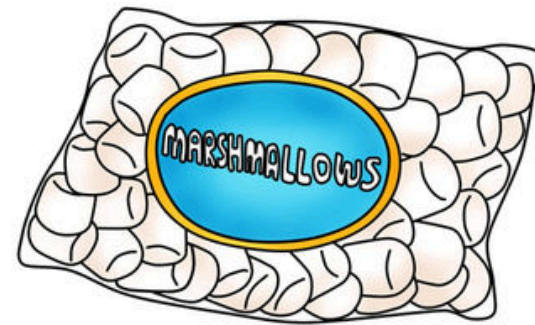
LOW-PREP & EDITABLE

LESSON + PRINTABLES

ENCOURAGES OUTDOOR PLAY

HOW TO MAKE S'MORES


S'mores are a popular camping treat! To make them, you will need...



marshmallows



chocolate bar



Name _____ Teacher _____

SCAVENGER HUNT

Did you see all the pictures in the lesson?

book, campfire, sunscreen, s'mores, canoe, guitar

Name _____ Teacher _____

SCAVENGER HUNT


How many of these pictures and facts can you find in the Camping Storytime?

When are raccoons active? (circle one)
What idiom means "to leave a mess behind" and leaving?
What word does this spell?
What is something fun you can do while camping?
SHOULD YOU RATHER...?

RECOMMENDED READS

"Camping and Summertime"

- PICTURE BOOKS**
- Sockflea: A Stuffle in the Wild (Dockrill)
 - With Dad (Jackson)
 - A Bed of Stars (Love)
 - Road Trip!: Camping with the Four Vagabonds: Thomas Edison, Henry Ford, Harvey Firestone, and John Burroughs (Friddell)
 - Zap! Clap! Boom! The Story of a Thunderstorm (Salas)
 - A Day for Seeds...



THIS SUMMER-THEMED RESOURCE INCLUDES:


SIGN LANGUAGE

This is the American Sign Language sign for camping.



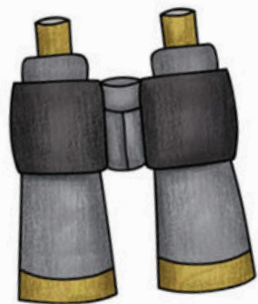
What do you think of
when you see this sign?

WHICH SHOULD STAY AT HOME?



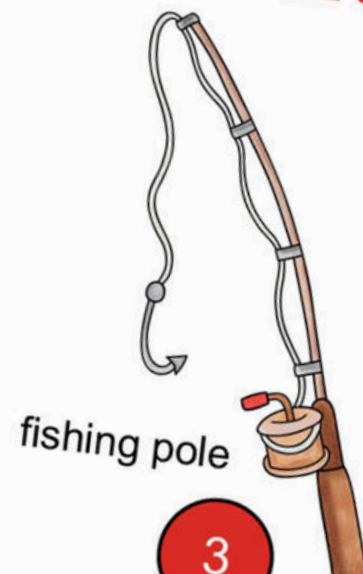
pet goldfish

1



binoculars

2



fishing pole

3



2-part presentation (whole-group lesson + scrolling slideshow)



2 scavenger hunt activities + answer key



Printable Recommended Reads list



Standards-aligned lesson plan (AASL, CCSS, and TEKS) + "I Can" Statements

WHOLE-GROUP LESSON

A read-aloud is optional for this lesson.

There are also four optional video links on Slide 6 to accompany the lesson.

These Part I slides introduce students to what camping is and what to pack.

CAMPFIRE SONGS



At night, campers sit around an open fire.

They talk, tell stories, and sing songs.

Let's learn a campfire song...

"HOME ON THE RANGE"

[\(click here to hear the full song\)](#)



Oh, give me a home
Where the buffalo roam
Where the deer and the antelope play
Where seldom is heard
A discouraging word
And the skies are not cloudy all day.

SCROLLING SLIDES

The slides in Part II need to be set on a timer (instructions with visuals included).

The scrolling slides include:

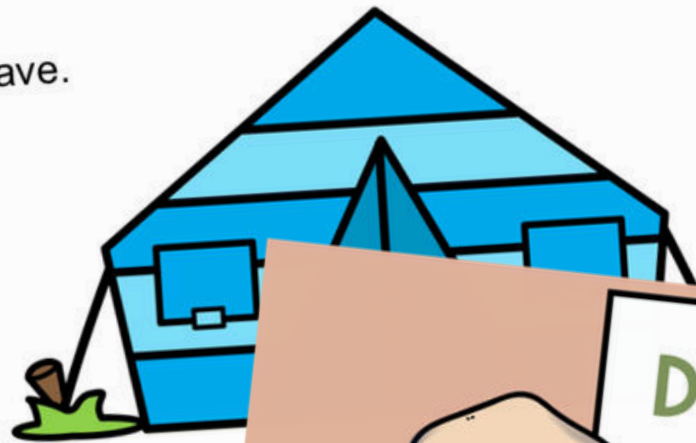
- fun facts
- trivia
- Would-You-Rathers
- vocabulary words
- careers related to camping

CAMPING IDIOM

“break camp”

To pack up the campsite and leave.

“The rain wouldn’t stop, so we broke camp and went to a hotel.”



DO YOU LOVE THE OUTDOORS?

You could be a park ranger!

Park rangers...

- Keep parks and national forests safe
- Help campers and hikers...

ENGAGE EARLY-FINISHERS

Keep early-finishers engaged during library checkout, literacy centers, or morning work!

Includes 2 differentiated scavenger hunt activities, plus answer key.

Name _____ Teacher _____

SCAVENGER HUNT

Did you see all the pictures in the lesson?

EASIER
(Reading not required)

Name _____ Teacher _____

SCAVENGER HUNT

How many of these pictures and facts can you find in the Camping Storytime?

HARDER
(Must be able to read questions)

Name **ANSWER KEY** Teacher _____

SCAVENGER HUNT

How many of these pictures and facts can you find in the Camping Storytime?

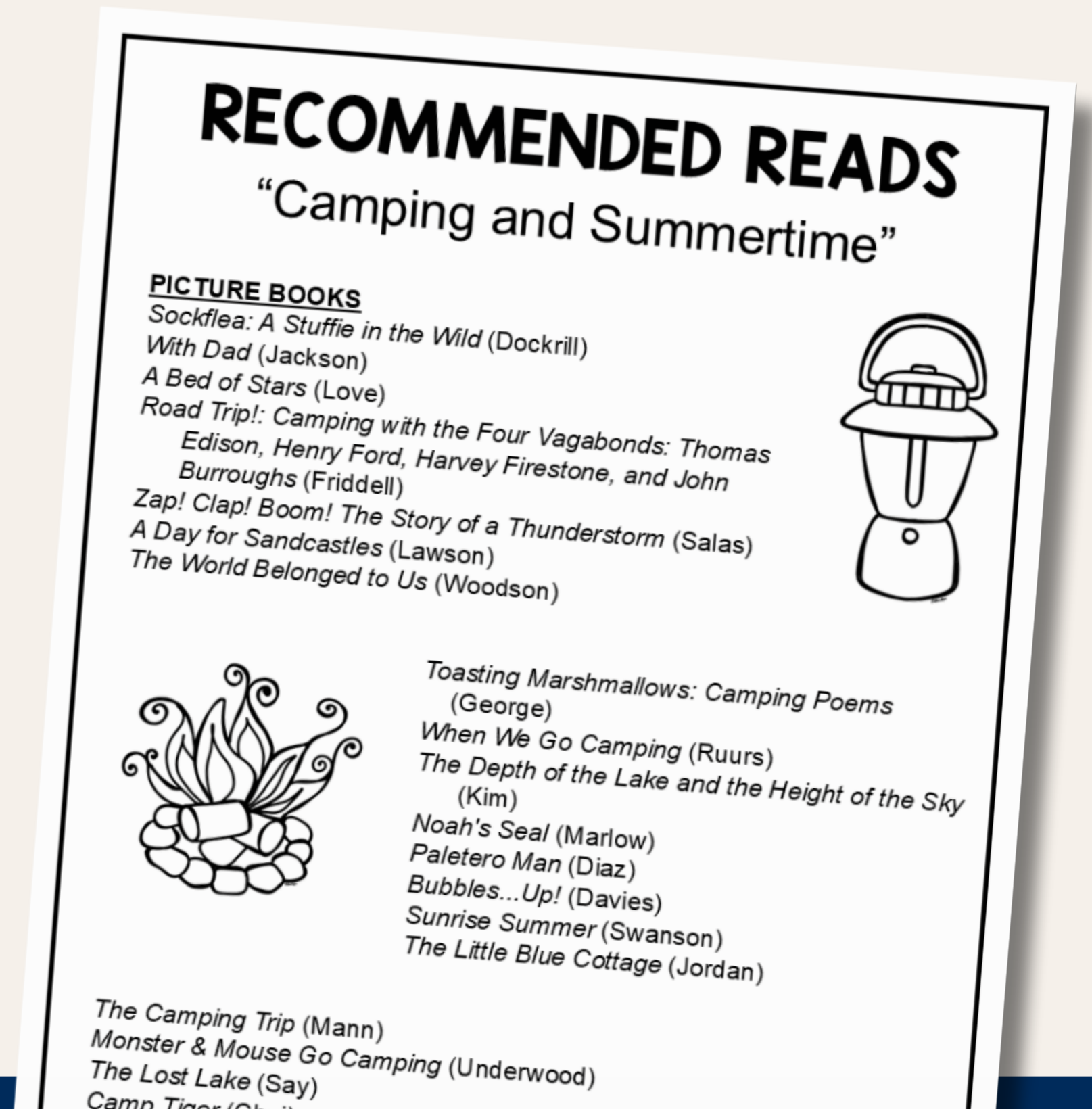
ANSWER KEY

RECOMMENDED READS

This is an editable list of recommended summer reading.

Use for:

- your own reference
- book displays
- send to teachers or parents



EDITABLE LESSON PLAN

Standards-aligned lesson plan template is editable and ready-to-use. Also includes prep checklist and notes template.

PREP CHECKLIST

Prep is very important for this lesson! Before your lesson, you will need to:

- Check your lesson area. Your lesson area play the PowerPoint where students can see this lesson unless you are using the video!
- If you have a **slide remote "clicker"** (recommended) lesson area or where you can access it easily.
- Look through** your slides and **edit** as needed.
- Learn the sign language signs.** I linked a presentation. Practice the signs so you can use them in your lesson.
- Select your read-aloud(s).** I have included read-alouds, but you can choose any book you like.
- Organize your slides.** Do you want to move any of them up into the discussion presentation? Do you want to save any slides for later levels?
- Set your timings** if you plan to scroll through the slides included at the beginning of the slide presentation.
- If you are using this theme for all of your lessons, you can make the boxes and text larger, change the font, and change the colors.

NOTES ON THIS LESSON

Use this space for any notes you might want to remember about this lesson next year. Is there anything you want to add or change next year?

Type here

"I CAN" STATEMENTS

- I can sing campfire songs with my class.
- I can learn sign language signs for "camp" and "summer."
- I can choose items to pack for a camping trip.
- I can use quiet listening skills during storytime.
- I can listen to and talk about a camping story.
- I can name animals that live in the outdoors.
- I can learn new camping words like "tent" and "campfire".
- I can explain fun things people do outdoors.
- I can answer questions about sun safety.
- I can learn about jobs people do outdoors, like park ranger and lifeguard.
- I can talk about camping idioms and what they mean.
- I can follow library checkout and storytime directions.

LESSON PLAN

THE STUDENTS WILL...

- Listen and participate in the storytime discussion about camping
- Sing two camping songs
- Learn sign language for "summer" and "camp"
- Determine which items are best to pack for a camping trip

STORYTIME SONGS:

- "Down in the Valley"
- "Home on the Range"

STORYTIME VIDEOS:

- "Yellow Stone Adventures of The Grand Canyon"
- "Indoor Smores"
- "Forest Animals and Names" by [unclear]

READ-ALOUD(S)

TYPE READ-ALOUD TITLES HERE

LESSON PLAN

DATES

TYPE LESSON DATE HERE

GRADES

TYPE GRADE LEVEL(S) HERE

SUPPLIES AND RESOURCES NEEDED

- Computer, projector or TV screen, slide "clicker", audio speakers
- Books for read-aloud
- Copies of Scavenger Hunt (one per student)
- Copies of Recommended Reads to send to teachers and parents, if desired
- Crayons, colored pencils, and/or markers

TEKS

§110.4. ENGLISH LANGUAGE ARTS AND READING, GRADE 2

(5) Developing and sustaining foundational language skills: listening, speaking, reading, and thinking--self-sustained reading. The student reads grade-appropriate text with purpose and understanding.

§110.5. ENGLISH LANGUAGE ARTS AND READING, GRADE 2

(5) Participate in collaborative conversations with diverse partners about grade 2 topics and texts with peers and adults in small and larger groups.

INCLUDES CCSS, TEKS, & AASL STANDARDS, PLUS "I CAN" STATEMENTS!

FREQUENTLY ASKED QUESTIONS

IS THIS LESSON READY TO USE TODAY?

YES! It is 100% ready to teach right out of the box.

We've also included editable fields so you have the option to customize it for your library or classroom!

WHAT EXACTLY IS EDITABLE?

Editable:
all text, headers,
and captions in slides
+ printable pages

NOT Editable:
all images

THIS LESSON LOOKS LONG! CAN I EASILY SHORTEN IT?

Absolutely!
There are lots of slides to choose from.

To shorten the lesson, just make a copy and delete the slides you don't want to use today.

BRING THE CAMPFIRE TO YOUR STUDENTS TODAY!

Skip the weekend prep! This engaging camping lesson is 100% ready to teach the second you download it. Students will love the campfire songs, sign language, and scavenger hunts, while you enjoy a completely stress-free instructional block.

**DOWNLOAD NOW TO START
YOUR CAMPING ADVENTURE!**

