


INCLUDES GOOGLE™ SLIDES

HALLOWEEN STORYTIME



COLORS

Colors can also be symbols!
What colors make you think of Halloween?

GRADES
K-2

Halloween Symbols, History, & Traditions



DON'T HAVE POWERPOINT?

HALLOWEEN HISTORY



Today, Halloween is among the year's most popular holidays in the USA and Canada.

PUMPKINS

Pumpkins are a symbol of autumn and Halloween.

Pumpkins are harvested in the autumn.

They are sometimes carved into jack-o-lanterns or other fun carvings.



You can also edit and teach
your storytime in Google Slides!

GUIDES YOUR LIBRARY TIME

STORYTIME!



Paste your story time book

WHAT SHOULD WE DO NOW?

1



Choose a book

2



Check out

3



Work on your
scavenger hunt

The presentation guides library time from start to finish!
Includes video links, reminder slides, and a
“What Should We Do Now?” slide. All editable!

PART I - WHOLE-GROUP LESSON

TRICK-OR-TREATING

How to Trick-or-Treat:

1. Put on your costume.
2. Wait until it's almost dark.
3. Knock on doors in your neighborhood.
4. Say "Trick-or-Treat".
5. Get candy and fun!



"BAT, BAT, FLY UNDER MY HAT"

Bat, bat fly under my hat
And I'll give you a slice of bacon
If one won't do
I'll give you two
And send you off a-quaking.




Part I includes sign language ("Halloween"), a song, a nursery rhyme, and a whole-class discussion of Halloween symbols.

PART II - SCROLLING SLIDES

WOULD YOU RATHER...?




Play games at a Halloween party



TRIVIA ANSWER

Where are more than half of your bones located?

- a. head and neck
- b. **hands and feet**
- c. nose and ears
- d. legs and arms



Part II includes fun facts, vocabulary, Would-You-Rathers, and trivia questions about Halloween.

Part II pairs with the scavenger hunts.

PART III - WRAP UP

QUESTION THREE


How many bones do human babies have when they are born?




How many bones do a

QUESTION FIVE

Do you think spiders are scary? (make a face)



Scary!



Not scary!

Part III is great for the end of library time. Use these 5 slides to select students for line-up, to keep students engaged while waiting in line for their teacher, or as a time filler as needed.

ON THE SPECIALS ROTATION?



SPIDERS

Why are spiders a Halloween symbol?

Spiders are often found in spooky

DID YOU KNOW...?

Babies are born with 300 bones.

As the baby grows older,
some of the bones fuse together.



Move the “Extra Slides” within the presentation to differentiate between grade levels. This also keeps storytime interesting for you if you are teaching this storytime over and over.

FUN FACTS & TRIVIA



TRIVIA QUESTION

Most bats in the wild live less than ____.

- a. 5 years
- b. 10 years
- c. 20 years
- d. 25 years

TRIVIA QUESTION



Where are more than half
of your bones located?

- a. head and neck
- b. hands and feet
- c. nose and ears
- d. legs and arms

(answer in 2 slides)



ALL TEXT IS EDITABLE



**Not editable
(images)**

**Editable (all text,
captions, and headers)**

Artwork has been locked to protect copyright.

LESSON PLAN

NOTES ON THIS LESSON:

Use this space for any notes you might want for next year.
Is there anything you want to add or change next year?

LESSON PLAN

THE STUDENTS WILL...

- Sing a Halloween song
- Practice the ASL sign for "Halloween"
- Discuss various symbols of Halloween—pumpkins, candy, spiders, bats, skeletons, etc.
- Listen actively to a read-aloud story
- Take turns in a lively discussion of Halloween customs and traditions

SONGS AND RHYMES

- "Five Little Pumpkins"
- "Bat, Bat, Fly Under My Hat"

SIGN LANGUAGE

- Halloween

RELATED VIDEOS:

- "Cool Facts About Bats" by NatGeo Kids (<3 min)
- "Young Spider Scientist" by SciShow Kids (<5 min)
- "Halloween Stories" by The Singing Walrus (<5 min)
- "The Skeleton Dance" by Super Simple Songs (2 min)
- "Halloween Spooky Dance" by Coach Corey Martin (<5 min)

READ-ALOUD(S)

TYPE READ-ALOUD TITLES HERE

LESSON PLAN—1

DATES

TYPE LESSON DATE HERE

GRADES

SUPPLIES AND RESOURCES NEEDED

- Computer, projector or TV screen, slide "clicker", audio speakers
- Books for read-aloud
- Copies of scavenger hunt (one per student)
- Crayons, colored pencils, and/or markers

LESSON PLAN—2

DATES

TYPE LESSON DATE HERE

GRADES

TYPE GRADE LEVEL(S) HERE

SUPPLIES AND RESOURCES NEEDED

- Computer, projector or TV screen, slide "clicker", audio speakers
- Books for read-aloud
- Copies of scavenger hunt (one per student)
- Crayons, colored pencils, and/or markers

AASL STANDARDS FRAMEWORK

AASL A.1.1

Reading widely and deeply in multiple formats and write and create for a variety of purposes

AASL D.1.3

Enacting new understanding through real-world connections.

AASL C.V.1

Expressing curiosity about a topic of personal interest or curricular relevance.

COMMON CORE STANDARDS

CCSS.ELA.LITERACY.RL.2.10

By the end of the year, read and comprehend literature, including stories and poetry, in the grades-2-3 text complexity band proficiently, with scaffolding as needed at the high end of the range.

CCSS.ELA.LITERACY.SL.2.1

Participate in collaborative conversations with diverse partners about grade 2 topics and texts with peers and adults in small and larger groups.

TEKS

§110.13. ENGLISH LANGUAGE ARTS AND READING, GRADE 2

(1C) Reading/Beginning Reading/Strategies. Students comprehend a variety of texts drawing on useful strategies as needed.

PREPARING YOUR LESSON

Prep is very important for this lesson! Before your storyline, you will need to:


- **Check your storyline area.** Your storyline area should have the ability to play the PowerPoint where students can see it. Audio is only needed if you want to use the suggested music and/or videos.
 - If you have a **slide remote "clicker"** (recommended), put it in your storyline area or where you can access it easily.
 - **Prepare your song slides** and learn the song. Do you want to sing both stanzas? Do you want to change any words? Do you want to add any motions? You should memorize the song yourself so you can focus on the students instead of the song lyrics.
 - **Learn the sign language sign** of the day. I linked it in the PowerPoint. Practice the sign so you already know it before storyline.
 - **Select your read-aloud(s).** I have included a list of recommended reads, plus there are different titles on the booktalk slides in the presentation.
 - **Organize your slides.** Do you want to use them all? Do you want to move any of them up into the storyline discussion or down into the scrolling PowerPoint presentation?
 - **Set your timings** if you plan to scroll the remaining slides. (Instructions included)
- If you are using this theme for all your classes, you might want to **set up a display** of readalikes in the library.
- Do you want to use any **props or puppets**? If so, prepare those and put them in your storyline area.

Pre-filled, editable lesson plan template.
Includes AASL, CCSS, and TEKS for this lesson.


SCAVENGER HUNTS

SCAVENGER HUNT



Can you find these pictures in the Halloween slides?




baby




cupcake




TRICK OR TREAT



candy



candy bucket

re

EASIER

Name _____ Teacher _____

SCAVENGER HUNT

How many of these pictures and facts can you find in the Halloween slides?

Halloween is the second-most expensive holiday in the US. What is the #1 most expensive holiday?

How many bones do adult humans have?

What do spiders eat?

How long do bats live in the wild?

What kind of mistakes do ghosts make?

Arachnophobia is the fear of _____.

More than half of your body's bones are located where?

Candy corn was originally called _____ (2 words)

What country did jack-o-lanterns originally come from?

What is the date of Halloween?

What color lanterns originate from _____?

HARDER

Name _____ Teacher _____

SCAVENGER HUNT

How many of these pictures and facts can you find in the Halloween slides?

Halloween is the second-most expensive holiday in the US. What is the #1 most expensive holiday?

How many bones do adult humans have?

What do spiders eat?

How long do bats live in the wild?

What kind of mistakes do ghosts make?

Arachnophobia is the fear of _____.

More than half of your body's bones are located where?

Candy corn was originally called _____ (2 words)

What country did jack-o-lanterns originally come from?

What is the date of Halloween?

What color lanterns originate from _____?

ANSWER KEY

Christmas

206

spiders

sea birds

Chicken feed

October 31

Ireland

Keep students engaged during checkout!
 All images and answers to the questions appear in Part II of the presentation. Two differentiated versions!

RECOMMENDED READS

“Halloween”



The Skull: a Tyrolean Folktale (Klassen)
The Baddies (Donaldson)
A Spoonful of Frogs (Lyall)
It's Fall! (Kurilla)
Pumpkin Heads (Minor)
The Ugly Pumpkin (Horowitz)
The Good, The Bad, and the Spooky (John)
Pig the Monster (Blabey)
Skelly's Halloween (Martin)
Samurai Scarecrow: A Very Ninja Halloween (Pingk)
The Perfect Pumpkin Pie (Cazet)
And Then Comes Halloween (Brenner)

How to Catch a Witch (Walstead)
The 13 Nights of Halloween (Vasilovich)
The Teeny-Tiny Woman (Galdone)
The Halloween Kid (Montijo)
If You Ever Meet a Skeleton (Evans)
Ten Spooky Pumpkins (Grimly)
Pumpkin Heads! (Minor)
Los Gatos Black on Halloween (Montes)

Boo! Hiss (Marko)
Digestion! The Musical (Rex)

Editable list of 28 recommended “Halloween” books.
Give out to teachers or send home to parents!

NEW! TAKE-HOME EXTENSION ACTIVITIES!

LET'S TALK ABOUT...HALLOWEEN!

Today in the library, we learned about Halloween and spooky things. Here are some things I learned!



Halloween Quiz

1. What is the date of Halloween?
2. How old was the world's oldest bat?
3. How many bones does a human adult have?
4. What is bat poop called?
5. Jack-o-lanterns used to be carved from what vegetables?
6. What is the fear of spiders called?



(answers on other side)

Halloween Picture Books

- *The Skull: a Tyrolean Folktale (Klassen)*
- *The Baddies (Donaldson)*
- *It's Fall! (Kurilla)*
- *The Ugly Pumpkin (Horowitz)*
- *Skelly's Halloween (Martin)*
- *The Perfect Pumpkin Pie (C)*

Sign Language "Hal



1. Cover your eyes with like you are playing p
2. Open reveal like p



Halloween

- eerie
- cobweb
- hocus po

Let's draw a Halloween monster!



Halloween Quiz Answers

1. October 31
2. at least 41 years old
3. 206 bones
4. Guano
5. turnips, beets, and potatoes
6. arachnophobia

Trick-or-Treat Safely!

1. Always trick-or-treat with an adult or with an older sibling.
2. Skip the mask. Use face paint instead so you can see better.
3. Only trick-or-treat at houses that have their porch lights on.
4. Do not go into...

Students love to show off what they've learned!

This is a take-home extension activity for the Halloween Storytime. Includes a short quiz, a few picture books, how to draw, a Monster Mix recipe, Halloween sign language, Halloween vocabulary, and Halloween safety tips for kids.

WHAT PEOPLE ARE SAYING...

"To anyone that might be on the fence about Leigh's products, I highly recommend them and the quality can't be matched."

"The kids love it! It is engaging and cute! I will definitely use this resource for years to come."

"This resource was great for engaging my students at Halloween time when they have a hard time focusing on anything but Halloween. There is a lot of content that can be used for a lesson or to engage students while I am working on checking books in and out. "

"These storytimes are awesome!"

MORE FOR LIBRARIES:

INCLUDES GOOGLE™ SLIDES

ELEMENTARY LIBRARY LESSON

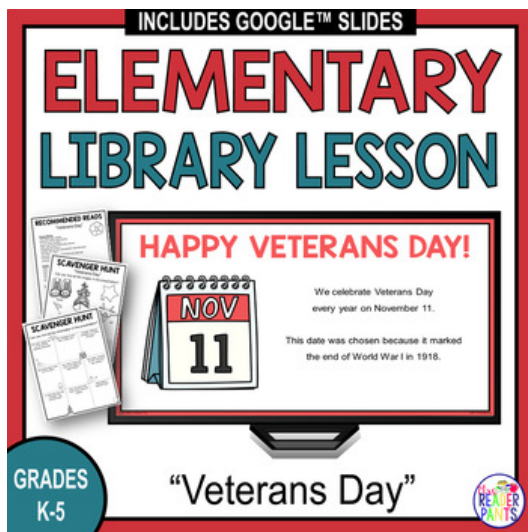
HAPPY VETERANS DAY!

We celebrate Veterans Day every year on November 11.

This date was chosen because it marked the end of World War I in 1918.

GRADES K-5

"Veterans Day"

A digital slide for a Veterans Day lesson. It features a calendar showing November 11th. To the left of the calendar are three 'SCAVENGER HUNT' worksheets. The slide is framed in red and includes a 'RECOMMENDED READS' banner at the top.

INCLUDES GOOGLE SLIDES

DIGITAL BULLETIN BOARD

WOULD YOU RATHER...

eat Halloween candy OR eat Halloween cupcakes

GRADES 3-6

"Halloween"

A digital bulletin board for Halloween. It features a 'WOULD YOU RATHER...' question with two options: 'eat Halloween candy' (illustrated with various candies) and 'eat Halloween cupcakes' (illustrated with a ghost-shaped cupcake). The board is framed in green and includes a 'RECOMMENDED READS' banner at the top.

INCLUDES GOOGLE™ SLIDES

ELEMENTARY LIBRARY LESSON

TRIVIA QUESTION

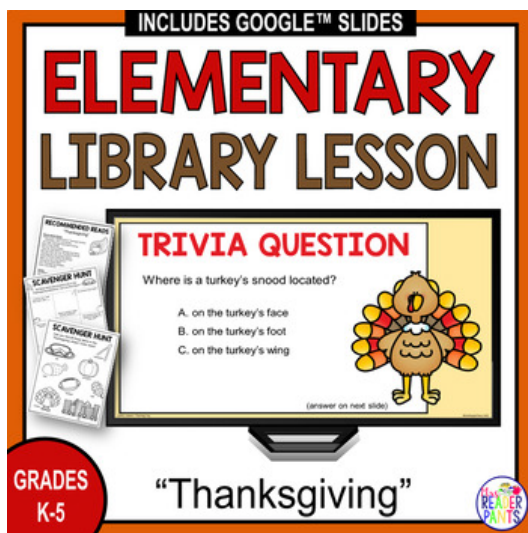
Where is a turkey's snood located?

A. on the turkey's face
B. on the turkey's foot
C. on the turkey's wing

(answer on next slide)

GRADES K-5

"Thanksgiving"

A digital slide for a Thanksgiving trivia question. It features a cartoon turkey. To the left of the turkey are three 'SCAVENGER HUNT' worksheets. The slide is framed in orange and includes a 'RECOMMENDED READS' banner at the top.

INCLUDES GOOGLE™ SLIDES

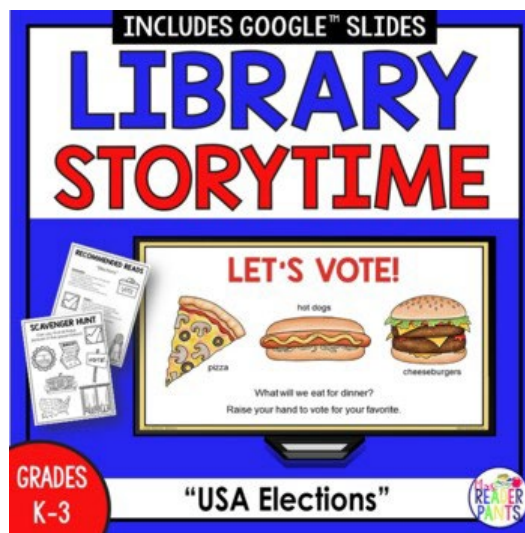
LIBRARY STORYTIME

LET'S VOTE!

What will we eat for dinner?
Raise your hand to vote for your favorite.

GRADES K-3

"USA Elections"

A digital slide for a library storytime activity. It features a 'LET'S VOTE!' question: 'What will we eat for dinner? Raise your hand to vote for your favorite.' There are three options: 'PIZZA' (a slice of pizza), 'HOT DOGS' (a hot dog), and 'cheeseburgers' (a cheeseburger). The slide is framed in blue and includes a 'RECOMMENDED READS' banner at the top.