


INCLUDES GOOGLE™ SLIDES

LIBRARY BOOK SPEED DATING

WHAT IS BOOK SPEED DATING?

Speed dating is when single people seeking romance “date” a bunch of other single people for a few minutes at a time.

Speed dating may occur at coffee shops, cafes, or other places where people can sit at tables and move around easily.



GRADES
7-10

Presentation + Record Sheets



INTRODUCTION TO BOOK SPEED DATING


BOOK SPEED DATING



- Today, we are going to speed date with books.
- You will get to “meet” a lot of new books in a short period of time.
- You will have 5 minutes to “get to know” each book.

BOOK SPEED DATING:

- As with speed dating, you are under no obligation to get any of the books you “meet” today.
- We will still have 10 minutes at the end to checkout from the rest of the library.





















12-slide presentation; all text is editable

STUDENT RECORD SHEET

Name _____ Period _____

WELCOME TO BOOK SPEED DATING!



















Use this sheet to rate your book date. Remember, you only have 30 seconds to fill out your thoughts, so be quick!

Title + Author	Was it a match?	Notes
	  	
	  	
	  	
	  	
	  	
	  	

Name _____ Period _____

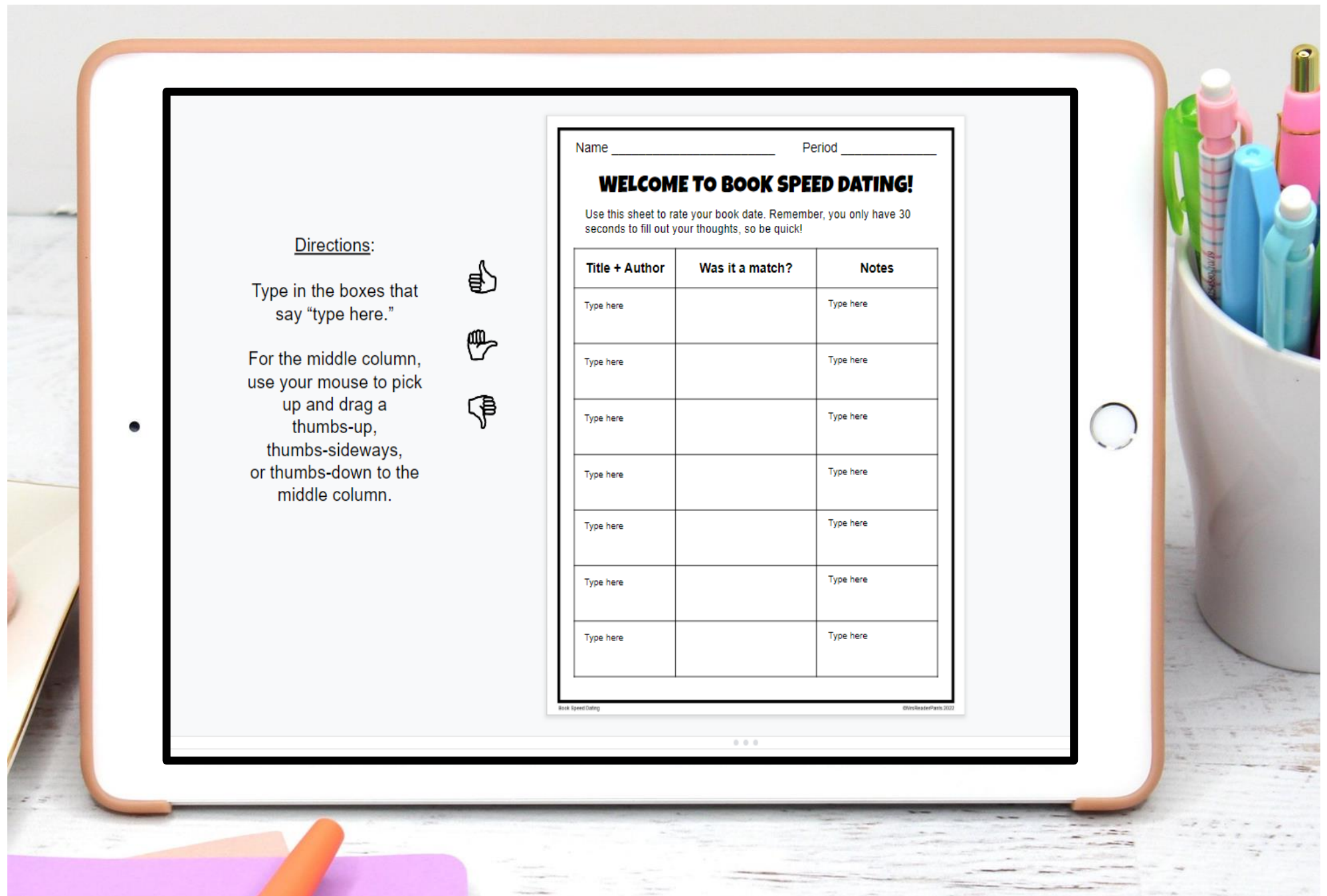
WELCOME TO BOOK SPEED DATING!

Use this sheet to rate your book date. Remember, you only have 30 seconds to fill out your thoughts, so be quick!

Title + Author	Was it a match?	Notes
	  	
	  	
	  	
	  	
	  	
	  	

Editable in PPT, Google Slides,
and PDF; includes 2 designs

GOOGLE VERSION



Includes Google versions of the presentation and record sheets. Students can write on the record sheets in Google Classroom.

INCLUDES DETAILED INSTRUCTIONS

LIBRARIAN INSTRUCTIONS

This activity takes a minimum of 40-45 minutes the first time your students do it.

This will get your students through the directions and 3-4 rotations + give them 10 minutes for checkout.

Once your students have completed the activity one time, they can do it again another day without having to spend time on directions. Once students understand the directions, they could easily do 5-6 rotations in 30 minutes.

You will need:

- Timer--I use my phone, but there are also timer apps for PowerPoint online.
- Copies of the Book Speed Dating Record Sheets (pages 2-3). Each student should have his/her own record sheet. I have included front and back sides if you want students to use them again another day.
- PowerPoint or Google Slides presentation "Introduction to Book Speed Dating"—it's editable, so you can make changes as needed.
- Bins of 10-15 books on each table. I like to organize the tables and book bins by genre and allow students to choose their genres when they rotate tables.
- Pens, pencils, and/or colored pencils—I put an assortment in pencil holders (use upcycled soup cans!) on each table.

Directions:

- Pull up the Introduction to Speed Dating presentation and project it on a screen. Go through the slides with the students and make sure everyone understands the instructions. (10 minutes)
- Set the timer for 5 minutes and start.
- When the timer goes off, students should have some time (30-60 seconds) to

Clear, easy-to-follow directions
for librarians and teachers