

# SUMMER TRIVIA GAME

Ready to Play TODAY!

Great for Class Parties

No Prior Knowledge Needed

25 Questions Range From  
Easy to Challenging

Grades 4-7



**SUMMERTIME!**

Swimming	Beaches	Sunglasses	Flip-Flops	Camp
\$100	\$100	\$100	\$100	\$100
\$200	\$200	\$200	\$200	\$200
\$300	\$300	\$300	\$300	\$300
\$400	\$400	\$400	\$400	\$400
\$500	\$500	\$500	\$500	\$500

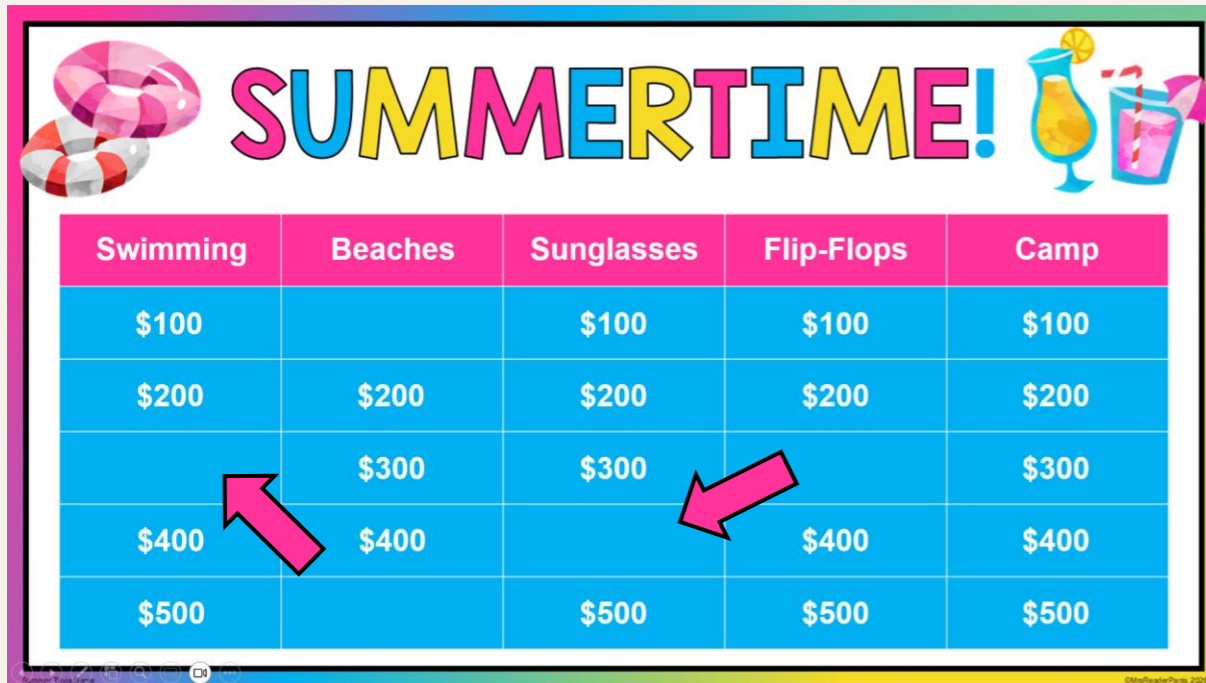
Stress-free & zero prep...perfect for end of year fun!



# PLAY IN PPT OR GOOGLE SLIDES

This game is ready to click-and-go in either PowerPoint or Google Slides!


The two versions are exactly the same except for the way you mark questions as selected.



The image shows a game board titled "SUMMERTIME!" with a pink and blue color scheme. It features a table with five columns: Swimming, Beaches, Sunglasses, Flip-Flops, and Camp. Each column has five rows representing dollar amounts from \$100 to \$500. In the PowerPoint version, the dollar amounts are not yet marked off. Two pink arrows point to the \$400 cells in the "Swimming" and "Sunglasses" columns, indicating they have been selected.

Swimming	Beaches	Sunglasses	Flip-Flops	Camp
\$100		\$100	\$100	\$100
\$200	\$200	\$200	\$200	\$200
	\$300	\$300		\$300
\$400	\$400		\$400	\$400
\$500		\$500	\$500	\$500

In PowerPoint, the dollar amounts automatically disappear when clicked. They will stay gone until you reset the game.



The image shows the same "SUMMERTIME!" game board as the PowerPoint version. In the Google Slides version, the dollar amounts are marked off with black lines. The \$100, \$200, and \$300 amounts in the "Beaches", "Sunglasses", and "Flip-Flops" columns are crossed out. The \$400 amount in the "Sunglasses" column is also crossed out. The \$500 amount in the "Camp" column is crossed out.


Swimming	Beaches	Sunglasses	Flip-Flops	Camp
\$100	<del>\$100</del>	\$100	\$100	\$100
\$200	<del>\$200</del>	<del>\$200</del>	<del>\$200</del>	\$200
<del>\$300</del>	\$300	\$300	<del>\$300</del>	\$300
\$400	<del>\$400</del>	<del>\$400</del>	\$400	\$400
\$500	\$500	\$500	\$500	<del>\$500</del>

In Google Slides, use the pen tool to mark off dollar amounts as students play the game. Your marks will remain visible until you reset the game.

# HERE'S WHAT YOU'LL GET

**BEACHES - \$100**

If you heat sand to its melting point of 2450° F (1710° C), what happens to the sand?



- A. It turns into glass.
- B. It turns red.
- C. It explodes.
- D. It separates into different oils

**ANSWER**



Editable Trivia Game



2 versions – PowerPoint and Google Slides



25 question slides + 25 answer slides




All slides have an image and additional facts to complement the question topics

**BEACHES - \$100**

**A. It turns into glass.**

Lightning strikes can turn sand into glass. The conditions have to be exactly right, but it does happen.

Glassy tubes created by lightning are called **fulgurite**. Fulgurites can be found worldwide, but they are relatively rare.



Fulgurites

**SEE THE QUESTION AGAIN**

**BACK TO GAME BOARD**

# ANIMATED GAME PLAY

This game includes features that ensure smooth game play:

- Students can see which questions have been selected already on the game board.
- Use the navigation buttons to play the game.
- Press ESC to reset the game, clear all pen tool marks, and reset the PPT trigger animations.

**FLIP-FLOPS - \$100**



It is a good idea to wear flip-flops in public showers to prevent...


- A. the flu
- B. rabies
- C. athlete's foot
- D. certain death

**ANSWER**

**FLIP-FLOPS - \$100**

**C. athlete's Foot**

Athlete's foot is caused by a fungus. You get it by walking barefoot in areas where someone with athlete's foot has also walked (mainly pools and showers).



Athlete's foot causes itchy, cracked feet. If untreated, the feet may also develop blisters and a foul odor.

**SEE THE QUESTION AGAIN**

**BACK TO GAME BOARD**

# WHAT OTHER USERS ARE SAYING...



"Kids loved it and the questions were at a good level... some they could get right away others they had to take a bit of a guess."

~Brianna P. (used with Grades 4-8)



"This was a great EOY activity for those last days of school. So many fun trivia ideas to research and learn about. Super engaging and made those classes fly by."

~Melissa W. (used with 5<sup>th</sup> Grade)

# FREQUENTLY ASKED QUESTIONS

**Is this game ready  
to use TODAY?**

**YES!** This game is zero-prep!  
You can play it next period  
without making any changes.

I do suggest you practice  
clicking a few questions before  
game play so you get a feel for  
the game navigation.

**What EXACTLY is editable?**

**Editable:**

All dollar amounts, question  
categories, questions, answers, and  
captions are all fully-editable.

**Not editable:**

All images, game board design  
and title, and layouts/navigation  
buttons. These are locked to  
the slide and not editable.

**How long does this  
game take to play?**

While this game is designed  
for Grades 4-7, I have played  
it several times with fifth  
grade through high school.

For my classes, regardless of  
grade level, it usually takes  
about 35-40 minutes to play.