

LIBRARY BOOK RETURN INCENTIVE



GRADES
3-7

Presentation + 5 "Wanted" Posters



HOW IT WORKS

SOME LIBRARY BOOKS ARE MISSING!

Can you help us find them?



If you
think
it is



NUMBER ONE

In your locker, desk, or backpack

(place book cover
image or images here)

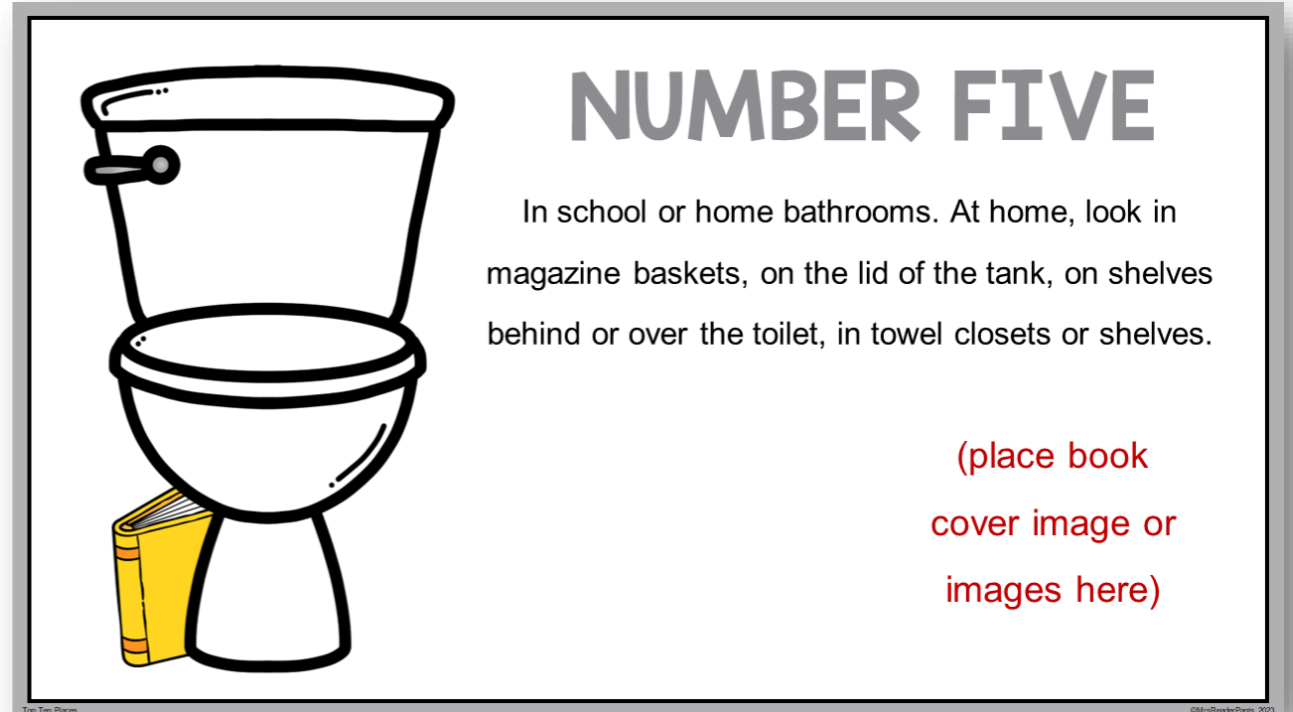
Do you have missing library books that are not checked out to anyone?

This is common after inventory.

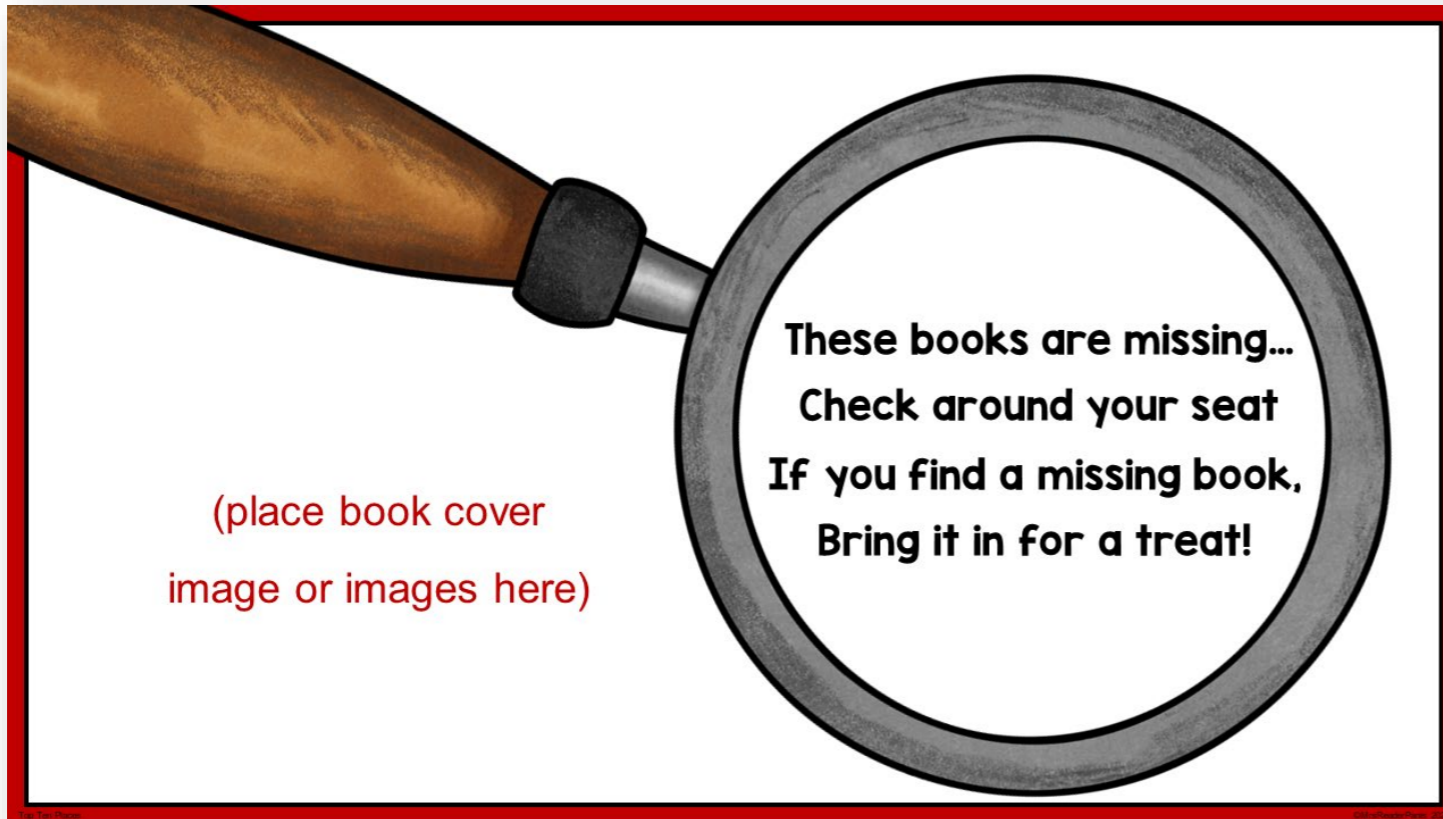
Enlist your students' help to find them! Often, the missing books are found around the school.

HOW IT WORKS

1. Add cover images of your missing library books to the presentation and the Wanted posters.
2. Hang the Wanted posters in common areas around the school.
3. Play the presentation “Top 10 Places Books Hide,” either on a scrolling loop, or go over orally with classes.
4. Offer a small “sweet treat” to students who find a book that is missing and not checked out to anyone.
5. Sit back and watch those missing books find their way home!
6. Stamp books with a “FOUND!” digital sticker once they are found.



PRESENTATION



Add cover images of books that are missing and not checked out to anyone.

Missing library books will turn up in some wild places!

Scroll the presentation on a loop (instructions included) or go over orally with your students.

WANTED POSTERS



Add cover images of missing library books that are not checked out to anyone.

Post the posters in common areas around the school. Two of the five posters are editable.


OFFER AN INCENTIVE

When I offered my students a small “sweet treat,” they found so many library books around the school!

These were books not checked out to anyone; they were just missing from inventory.

DID YOU FIND ONE?

It doesn't have to be your own library book!
If you find a library book, turn it in for a sweet surprise!



DON'T HAVE POWERPOINT?

NUMBER THREE

In the car. Check under the seats, between the seats, and in the trunk.

(place book



NUMBER NINE

In Lost and Found. It's amazing what you can find in Lost and Found!



(place book
cover image or
images here)

I've also included a Google Slides version!

Both the PowerPoint version and the Google version are editable.

ALL PRESENTATION TEXT IS EDITABLE


Artwork has been locked to protect copyright.

Editable (all text
and headers)

NUMBER TWO

Under the bed – also check between
the headboard and the wall

(place book cover
image or images here)



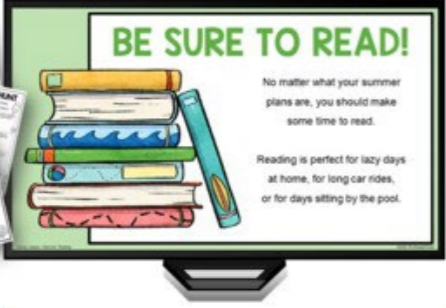
Not editable
(images)

MORE END OF THE YEAR LIBRARY

Love this Library Lesson? I have a lot more! All follow the same format as this Caldecott Library Lesson. The lessons below are all designed for 50-minute classes or two 25-minute classes.

INCLUDES GOOGLE™ SLIDES

SUMMER READING LIBRARY LESSON



BE SURE TO READ!

No matter what your summer plans are, you should make some time to read.

Reading is perfect for lazy days at home, for long car rides, or for days sitting by the pool.

GRADES 2-5

Includes 5 benefits of summer reading

INCLUDES GOOGLE™ SLIDES

END OF YEAR PPT TRIVIA GAME



SUMMERTIME!


Swimming	Beaches	Sunglasses	Flip Flops	Camp
\$100	\$100	\$100	\$100	\$100
\$200	\$200	\$200	\$200	\$200
\$300	\$300	\$300	\$300	\$300
\$400	\$400	\$400	\$400	\$400
\$500	\$500	\$500	\$500	\$500

GRADES 5-8

GREAT FOR CLASS PARTIES!

INCLUDES GOOGLE™ SLIDES

LIBRARY STORYTIME



HOW TO MAKE S'MORES

S'mores are a popular camping treat! To make them, you will need...

marshmallows chocolate bar graham crackers

GRADES K-3

"Summer Camping"

INCLUDES GOOGLE™ SLIDES

SUMMER READING BOOKTALK TEMPLATE



Insert Booktalk Title Here

Subtitle, date, librarian name, etc.

includes PPT and Google™ Slides version